
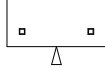



配置図



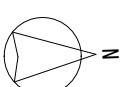
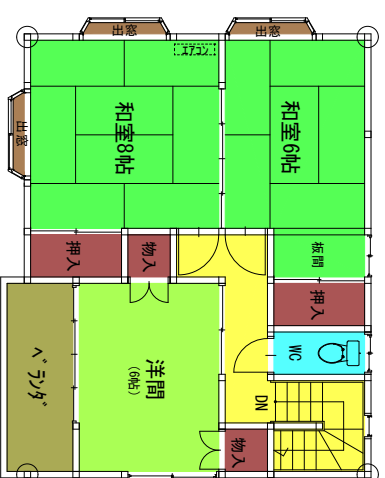
道路(県道60号線)

歩道



住宅
(木造2階建て)

2階



1階



【床面積】

1階床面積 52.17 m²

2階床面積 52.17 m²

延べ床面積 104.34 m² (31.56坪)